

## Traditional stunning boxes



## An overview

The Frontmatec traditional stunning boxes are in robust stainless steel stunning boxes, suitable for stunning a wide range of cattle and calves. Depending on the type, our stunning boxes can be equipped with a hydraulically or pneumatically operated back door, pusher, floor lift, head fixation and side door.

Via an animal friendly runway the animal is driven into the stunning box. A pusher pushes the animal to the front of the box, where it is fixated. The head fixation section positions the head correctly, and the neck fixation securely fixates the head. Depending on the type of stunning box, the head fixation, width and height of the box can be adjusted.

After stunning, the animal is discharged. The boxes are constructed in such a way that the animals all land in nearly the same position.

The capacity per hour depends on the type of stunning box.

## Options

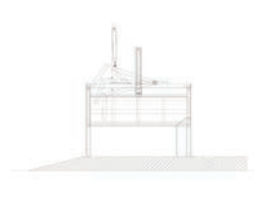



Frontmatec traditional stunning boxes can be provided with a landing grid and operating platform.

### Why the Frontmatec traditional stunning boxes!

- Full stainless steel design
- Plug and play
- Highly adjustable
- Efficient and ergonomic
- Designed to minimize stress to the animal



## Technical data

				
<b>Type</b>	<b>00801400</b>	<b>00801410</b>	<b>20509910</b>	<b>20509920</b>
<b>Animal type</b>	Cattle, living weight approx. 400 to 1,200 kg/885 to 2,650 lbs	Cattle, living weight approx. 400 to 1,200 kg/885 to 2,650 lbs	Cattle and calves, living weight approx. 250 to 1,500 kg/550-3,300 lbs	Cattle and calves, living weight approx. 250 to 1,500 kg/550-3,300 lbs
<b>Capacity</b>	Approx. 60 cattle p/h	Approx. 60 cattle p/h	Approx. 80 cattle/100 calves p/h	Approx. 60 cattle/70 calves p/h
<b>Dimensions (lxwxh)</b>	2,700x1,000x1,900 mm 107x39x75 inches	2,700x1,000x1,900 mm 107x39x75 inches	3,000x1,500x4,200 mm 118x59x165 inches	3,000x1,500x4,200 mm 118x59x165 inches
<b>Weight</b>	1,150 kg/2,535 lbs	1,150 kg/2,535 lbs	3,250 kg/7,165 lbs	3,250 kg/7,165 lbs
<b>Material</b>	Steel, hot dip galvanized	Stainless steel	Stainless steel	Stainless steel
<b>Installation</b>	On a concrete foundation with chemical anchors, ideal discharge height: 1,100 mm/43 inches	On a concrete foundation with chemical anchors, ideal discharge height: 1,100 mm/43 inches	On a concrete foundation with chemical anchors, ideal discharge height: 1,100 mm/43 inches	On a concrete foundation with chemical anchors, ideal discharge height: 1,100 mm/43 inches
<b>Operation</b>	Manually operated	Manually operated	Semi-automatic	Manually operated
<b>Power supply</b>	-	-	3x400V/50Hz/7.5Kw	3x400V/50Hz/7.5Kw
<b>Control voltage</b>	-	-	24V	24V
<b>Hydraulics</b>	-	-	80 bar	80 bar
<b>Pneumatics</b>	8 bar	8 bar	-	-
<b>Electrical control</b>	-	-	PLC controlled switch box	Switch box

Technical data may be subject to changes

## Contact

CN: shanghai@frontmatec.com  
Phone: +86 215 859 4850

DK: kolding@frontmatec.com  
Phone: +45 763 427 00

NL: rijssen@frontmatec.com  
Phone: +31 886 294 000

UK: birmingham@frontmatec.com  
Phone: +44 121 313 3564

[frontmatec.com](http://frontmatec.com)

DE: beckum@frontmatec.com  
Phone: +49 252 185 070

ES: barcelona@frontmatec.com  
Phone: +34 932 643 800

RU: moscow@frontmatec.com  
Phone: +7 495 424 9559

US: kansascity@frontmatec.com  
Phone: +1 816 891 2440